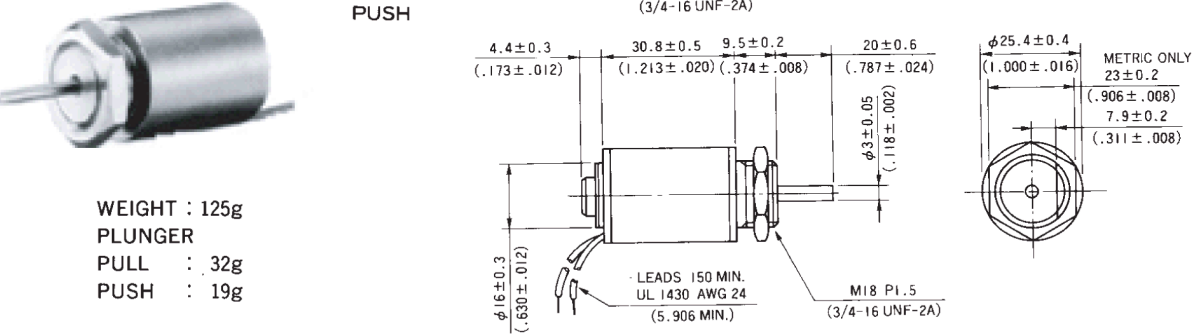
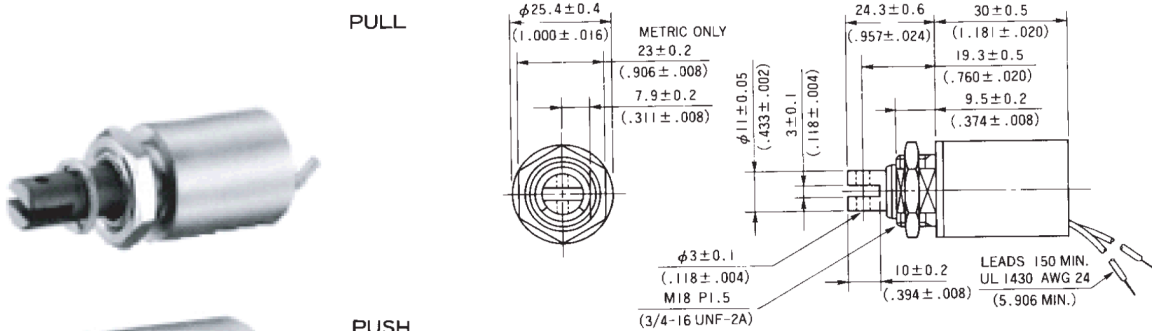
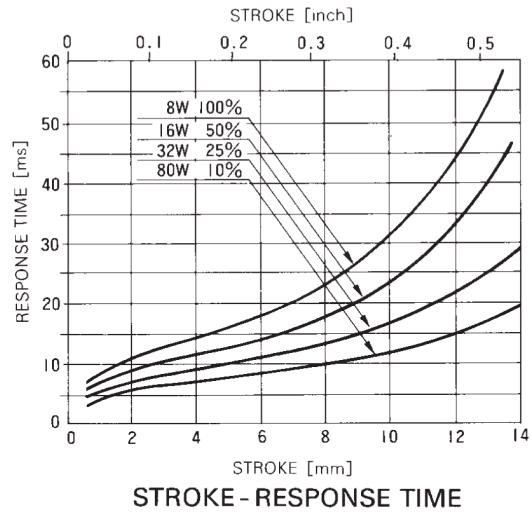
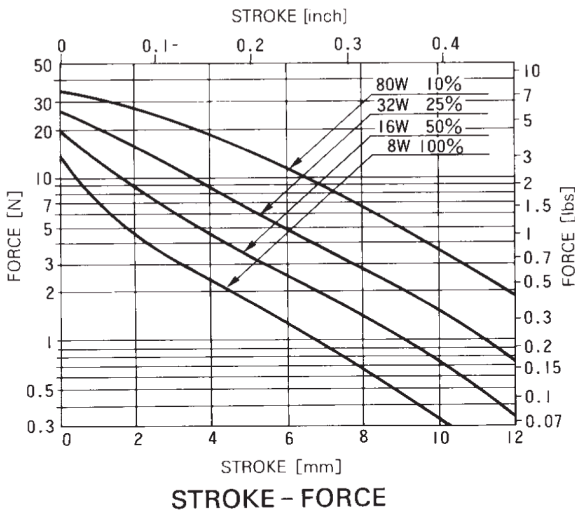


SIZE253 PULL, 253 PUSH TUBULAR SOLENOID

UNIT : $\frac{mm}{(inch)}$
SHOWN ENERGIZED



WEIGHT : 125g
PLUNGER
PULL : 32g
PUSH : 19g



COIL DATA

Heat sink : 100×100×3mm aluminum

duty cycle = $\frac{\text{"on" time}}{\text{"on" time} + \text{"off" time}} \times 100\%$		100% continuous	50% or less	25% or less	10% or less
MAX. "on" time in seconds		∞	360	32	8
watts at 20°C		8	16	32	80
ampere-turns at 20°C		666	942	1332	2106
AWG no.	resistance $\Omega \pm 10\%$ (at 20°C)	no. turns	volts DC		
25	1.91	328	3.9	5.5	7.8
26	3.49	460	5.1	8.7	12.3
27	4.79	520	6.1	8.7	12.3
28	8.27	696	7.9	11.2	15.8
29	14.7	910	10.8	15.2	22
30	18.6	1020	12.1	17.2	24
31	31.3	1360	15.3	22	31
32	50.3	1620	21	29	41
33	76.8	2060	25	35	50
34	121	2570	31	44	63
35	207	3350	41	58	82
36	308	4100	50	71	100
37	490	5100	64	91	128
38	720	6000	80	113	160
39	1320	8550	103	145	206
40	2040	10500	129	183	259