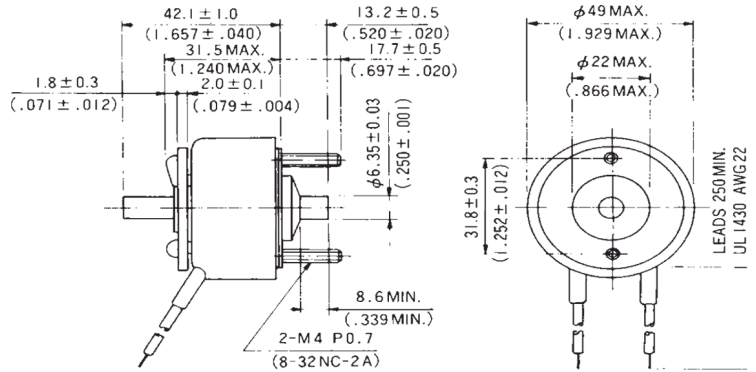


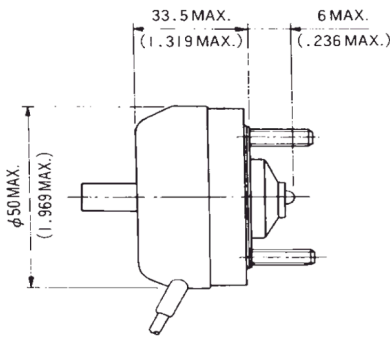
# SIZE491 ROTARY SOLENOID

UNIT :  $\frac{\text{mm}}{\text{inch}}$   
 SHOWN DE-ENERGIZED, RIGHT HAND ROTATION

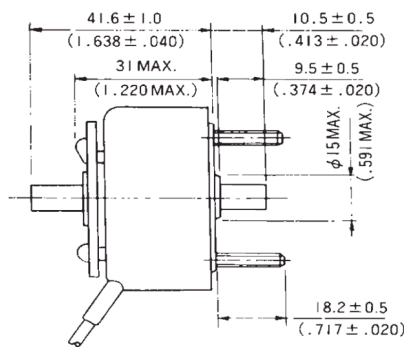


WEIGHT (ABD&R) : 330g

WITH A,B&R

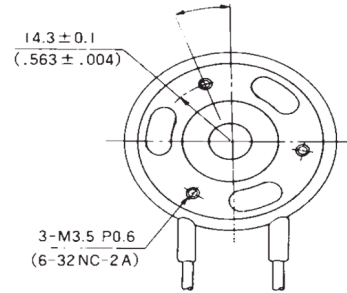


WITH A,D&R



WITH A&B

1/2 ROTATION ANGLE ± 3° TO LEFT OF CENTER FOR R.H. ROTATION, RIGHT OF CENTER FOR L.H. ROTATION



WITH T

## COIL DATA

Heat sink : 190×190×3mm aluminum

Return spring torque : 0.026~0.035 N·m

duty cycle = $\frac{\text{"on" time}}{\text{"on" time} + \text{"off" time}} \times 100\%$			100% continuous	75% or less	50% or less	25% or less	10% or less
MAX. "on" time in seconds			∞	110	100	36	10
watts at 20 C			21	28	42	84	210
ampere-turns at 20 C			1015	1172	1440	2030	3210
gross starting torque at 20 C (N·m)			25°	0.32	0.44	0.66	1.04
			35°	0.16	0.22	0.35	0.61
			45°	0.13	0.18	0.28	0.52
			67.5°	0.09	0.12	0.17	0.31
			95°	0.04	0.05	0.08	0.12
AWG no.	resistance $\Omega \pm 10\%$ (at 20 C)	no. turns	volts DC				
21	1.00	228	4.5	5.2	6.4	8.9	14.1
22	1.68	301	5.7	6.6	8.1	11.4	17.9
23	2.70	384	7.2	8.3	10.1	14.3	23.0
24	4.30	486	9.0	10.4	12.7	18.0	28.0
25	6.66	590	11.5	13.2	16.2	23.0	36.0
26	10.3	737	14.0	16.1	20.0	28.0	44.0
27	15.7	900	17.7	20.4	25.0	35.0	56.0
28	26.6	1190	23	27	32	45	72
29	38.0	1380	28	32	40	56	89
30	62.1	1768	36	41	51	71	113
31	96.1	2166	45	52	64	90	143
32	157	2816	57	66	80	113	179
33	241	3432	71	82	101	143	226
34	364	4108	90	104	128	180	285
35	566	4920	117	136	166	234	370
36	910	6340	146	168	207	292	462
37	1224	6800	183	211	260	366	—